

WE ARE WHERE YOU LIKE TO BE!



The Stone Tablet

Yard · Bird · Garden



MAY 2010 · PAGE 1

900 Nagel Rd · Avon, Oh 44011 · 800.448.3478



Email Newsletter
Sign up for our Email Newsletter

HOURS
PLEASE CHECK OUR WEBSITE FOR UPDATED HOURS



FIRE PITS
No rust!
Easy to assemble!
Available in 4 colors
go to our website for more info!

Two Great Deer Repellent Products...
If your plants are a favorite meal for Jane Doe, give these a try!



Butterfly Gardens

by Colleen Williams

Butterflies create fascinating movement in your garden, almost like flying flowers, and if you want them fluttering around your house, consider planting a butterfly garden. A flower garden designed to attract butterflies should provide four things: food sources, sunlight, moisture and protection from strong winds.



FOOD SOURCES

You need to provide two types of food for butterflies: plant tissue for when they are caterpillars, and nectar sources for when they have matured into winged adults. Trees and shrubs may be used to provide food for the leaf-eating caterpillars. Recommended plants include Malus, Prunus and Azaleas. Other good food sources for caterpillars include perennials like **Violets, Aster and Hollyhock**. Suggested annual flowers include **Dianthus, Lantana and Verbena**. Recommended perennial flowers include **Butterfly Bush, Coreopsis, Echinacea, and Liatris**. And yes, some herbs are attractive to butterflies! **Dill, Fennel, and Parsley** are good selections. Butterflies also enjoy fresh fruit like banana, papaya or oranges! Place some near the edge of the garden and watch them feed. For more butterfly attracting plants visit our web site.

Read more about Sunlight, Moisture and Protection from Wind on our website: www.therockpile.com


SETTING UP YOUR BUTTERFLY GARDEN

Before you start planting, choose the right location for your butterfly oasis. Place the garden where you will be able to easily watch the butterflies. Plant flowers in large groups for more impact rather than a single species. And even if you don't see a butterfly right away, you have not only set up a beautiful garden but you have also invited other lovely fluttering friends to visit your back yard. Butterfly gardens will also attract nectar-feeding animals like hummingbirds! One last note: if you can... resist the urge to use pesticides. This will be one of the most important conservation decisions you make in your own back yard. Instead, use more benign spot treatments on plants troubled with pest insects. Use alternative methods such as oils, soaps, and microbial insecticides. Oils and soaps can still kill caterpillars, but the likelihood of butterfly genocide will be far less if you stick with organic solutions.

See the great list of Butterfly-loved plants on our website: www.therockpile.com



Join us for a fun, informative and unique Podcasts (Podcast video) featuring Art Packer. Art will explore different gardening topics from pruning to proper tree planting.



Some of you may remember that we were lucky enough to find several **Cercropia Moth** caterpillars in our Garden Center. We have been monitoring and protecting them and are looking forward to their emergence from their cocoons. Check our website for updates on their progress!

Why try to explain miracles to your kids when you can just have them plant a garden.
~Robert Brault

900 Nagel Rd • Avon, Oh 44011 • 800.448.3478

Milorganite


Let's talk about deer. If you live in northeast Ohio, chances are you have had a deer over for dinner as an uninvited guest. Maybe your deer, we'll call her Jane, stopped by for a quick nibble on your tomatoes, or maybe she hung out and ate all your bulbs like some sort of comfort-food binge episode. However it happened you probably felt a little bit like you had been party-crashed and are a wary of giving Jane another reason to stop by.

Don't despair. You do have options to help secure your gardening endeavors from the hungry munchings of roving bands of Jane Does.

Milorganite has many beneficial properties, not the least of which is it's deer repelling ability. **Milorganite** is an organic nitrogen fertilizer that is non-burning and long-lasting. It's slow release formula ensures that it stays in the root zone, preventing groundwater contamination. **Milorganite** is infused with iron which will 'green up' your yellowing landscape and lawns without forcing growth.

To use: broadcast at 5 pounds per 100 square feet. Re-apply every two weeks or as needed. It can also be put in sachets and hung from landscape plants.

"I have used this product for years and the results have been astounding," says Jamie Haas, Manager of The Rock Pile. "Before using **Milorganite**, my hostas, Asiatic lilies, coneflower, delphinium, roses and day lilies were all at the deer's mercy."



STANDLIKEAROCK.NET

STANDLIKEAROCK


STAND LIKE A ROCK

STANDING IN DEFENSE OF OUR CONSTITUTION
In Matters of Style, Swim with the Current. In Matters of Principle, Stand Like a Rock.

~Thomas Jefferson

"Any society that would give up a little liberty to gain a little security will deserve neither and lose both."

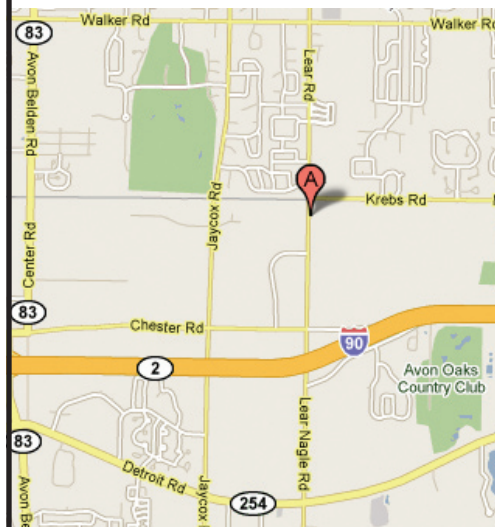
~Benjamin Franklin

Concrete Statuary



We have an awesome line of Concrete Statuary! The detail in each of these beautiful creations will amaze you. Stop in and browse our new Concrete Statuary display area!

*Come see us!
We're right around
the corner!*



900 Nagel Rd, Avon



Perennials



Annuals



Trees & Shrubs

WE ARE WHERE
YOU LIKE TO BE!



THE ROCKPILE.COM

The Stone Tablet

Yard · Bird · Garden



MAY 2010 · PAGE 3

900 Nagel Rd · Avon, Oh 44011 · 800.448.3478



Email Newsletter
Sign up for our Email Newsletter

HOURS
PLEASE CHECK OUR
WEBSITE FOR
UPDATED HOURS



EarthBOX ...
Have you tried
it yet?
Homegrown Vegetables
Without A Garden



What kind of topsoil do you have?

This is actually my favorite question, because I love the answer. We have the best topsoil around. No doubt about it.

What's so great about it?

Well, you know how much of the area has changed over the years? Areas that used to be cornfields are now housing developments? We don't use that soil. Taking soil from areas that have been used for agriculture gets you tired soil, depleted of nutrients and loaded with chemicals.

So, what kind of soil do you use?

You know how when you walk through a forest and can just smell the earth? That's the stuff we use. When the land is cleared for new construction, we take the topsoil and work our magic.

What sort of magic?

Because the soil in northern Ohio has a natural clay base, even the rich forest soil needs a little help to be ready to use in your garden. So, we mix in Sweet Peet, Compost and coarse Sand. And viola! The magical Rock Pile **Premium Blended Topsoil** is born!



Our topsoil is always dry in our huge Hoop House!

Gravel for Playgrounds?



Okay, I'm going to totally blow your mind. Are you trying to create a playground area? Forget the Playground Mulch... use #8 River Gravel (that's the pea-sized gravel) instead.

Why? Because River Gravel does not pack down, so it maintains a lot of 'give'. If you've ever tried to walk on 4-6 inches of small, rounded gravel, you'll know that it's quite "squishy", making it an excellent cushioning material.

Also, it does not retain water like mulches do. Water drains right through, and as soon as the sun comes out the playground is ready to be used again.

It is small enough that even when it is thrown, chances are it will not injure anyone.

What to do?

It's important to **pick the site carefully**. The ideal location would be the highest point in the yard that is not completely in the shade.

Plan the size. For ease, it is best to use increments of 8 or 4 feet.

Lay landscape fabric right on top of your lawn. Don't worry about killing the grass first, it will die off on its own (don't worry, it won't feel a thing). Don't dig down or you will create a pond. Ponds are good, but not under the swing set. The landscape fabric is important. It acts as a material separator preventing the gravel from settling into the dirt and it also makes it easy to remove the playground area when the little ones are all grown up. (*sigh* it goes so fast...)

Frame in the area with timbers. You will set the timbers on top of the landscape fabric.

If you create a **gradual topsoil bank** on the outside of the timbers, it will help keep the timbers in place without using spikes.

Leave the lowest side partially unbanked. This will allow to water to drain freely away from the playground area. **Fill with #8 River Gravel.**

Now you have a great cushioned area, your family will be thrilled, and your neighbors will think you're cool for being so innovative. (For more details, go to our website www.therockpile.com)



900 Nagel Rd · Avon, Oh 44011 · 800.448.3478



ROCKPILEGARDEN



THE ROCK PILE

Email Newsletter

Sign up for our Email Newsletter

GO

HOURS

PLEASE CHECK OUR WEBSITE FOR UPDATED HOURS



Our Website is Growing! More information added daily!



therockpile.com

Editor/Designer: Jennifer Keener
Contributors: Colleen Williams
Jamie Haas
email: st@therockpile.com

Coupons: In-Stock Only. Coupon must be presented at time of purchase. Not Valid with other offers or prior purchases. Subject to Availability. Not responsible for typographical errors. Discount is off reg. price.

SEMINARS


Organic Fertilizing: A rep from Dr. Earth will walk us through the exciting world of gardening with organic nutrients.

MAY 29 @ 10 AM



NEW: Register online to attend any seminar and you'll receive a free gift or special offer at the event!

The Secret Life of Cats



Win a Rock Pile Gift Card!

It's back! Our last Photo Contest was so much fun that we are repeating this year.

Our theme is Back Yard Nature Happenings. This can include your kids & pets enjoying the back yard, photos of your prize vegetable garden, beautifully blooming flowers and all kinds of back yard visitors (butterflies, birds, squirrels, deer and more). Entries must be submitted by May 15, 2010. Bring in a hard copy photo to The Rock Pile. Photo must be at least 4" by 6". Photos must be labeled on the back with name, address, phone number and e-mail. Limit of 3 entries per person. Photos may be in color or black and white. Vote for your favorites May 15 through May 25. One vote per person. Winners will be announced June 1, 2010 and be featured in our e-mail newsletter and Stone Tablet.



Don't try this at home!

1st Place: \$100 RP Gift Card

2nd Place: \$50 RP Gift Card

3rd Place: \$25 RP Gift Card

What's New?

Bulk Grass Seed ~ only need 1 pound? No problem! All of our grass seed blends are now available by the pound.

Raccoon baffle for bird feeders. Tired of raccoons raiding your feeders? Give it a try.

Bagged Playground Mulch

Expanded stock of pots and containers

Dr. Earth Organics

Plantkydd Deer Repellent

Sweeney's Deer Repellent



Dry Topsoil Always!
we blend our famous topsoil on-site

Garden Center
Yard Waste Disposal
Propane

Serving Our Community for Over 20 Years!

900 Nagel Rd, Avon, Oh

800.448.3478

www.therockpile.com



20% OFF

Your Entire Purchase of
Trees * Shrubs * Evergreens
Excluding Sale Items

Offer valid May 1 ~ May 31, 2010